








Legend

-  Regional Significant Areas of Natural Scientific Interest
-  Karst
- Intake Protection Zones**
-  Intake Protection Zone 1
-  Intake Protection Zone 2

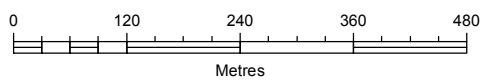
Natural Hazards

-  Great Lakes Wave Uprush Area
-  Environmental Hazard - Slope Erosion
-  Environmental Hazard - Flood

MUNICIPALITY OF
NORTHERN BRUCE PENINSULA
OFFICIAL PLAN
**SCHEDULE 'G' LIONS HEAD
CONSTRAINTS**



Scale 1:8,000



Prepared by: COUNTY OF BRUCE, Planning & Development
Printed: May 18, 2017